

# Quarterly Performance Attribution

## INTERMEDIATE GOVERNMENT/CREDIT COMPOSITE

AS OF SEPTEMBER 30, 2025

### INVESTMENT PERFORMANCE<sup>1</sup>

	3Q'25	1 Yr	3 Yr	5 Yr	10 Yr
Intermediate Gov't/Credit (before fees)	1.78	4.55	6.00	1.27	2.56
Intermediate Gov't/Credit (after fees)	1.72	4.29	5.74	1.01	2.28
Bloomberg U.S. Intermediate Gov't/Credit Bond Index	1.51	4.01	5.18	0.81	2.10
Value Added (before fees)	+0.28	+0.54	+0.83	+0.46	+0.46

### PERFORMANCE ATTRIBUTION (before fees)<sup>1</sup>

	3Q'25 (basis points)
Sector Allocation	+28
Security Selection	-2
Yield Curve/Duration	+1
Residual Impact <sup>4</sup>	+1
Total Attribution	+28

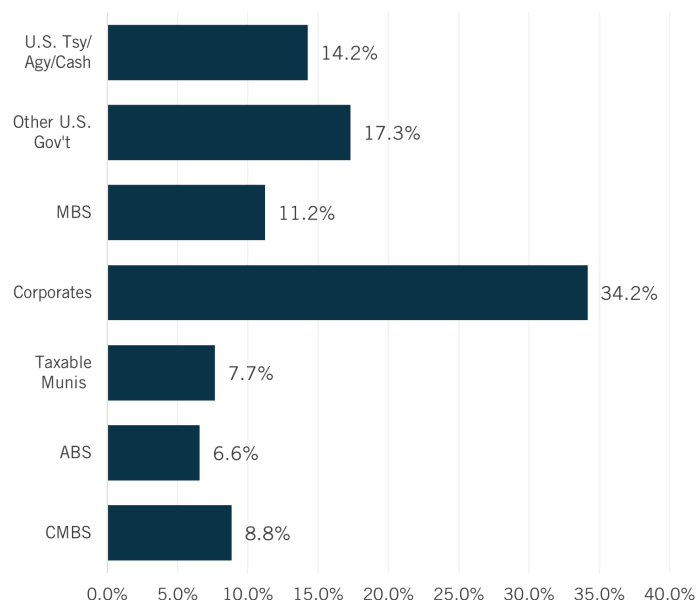
### COMMENTARY ON ATTRIBUTION

- Allocations to securitized sectors and an overweight to Taxable Municipals each contributed positively to relative returns.
- A higher quality bias in Corporate issue selection slightly detracted.
- Neutral duration and yield curve positioning did not materially impact performance.

### COMPOSITE CHARACTERISTICS (before fees)<sup>2</sup>

	Intermediate Government/Credit	Bloomberg U.S. Int. Gov't/Credit Bond Index
Weighted Average Quality <sup>3</sup>	AA-	AA-
Yield to Maturity	4.42%	3.97%
Effective Duration	3.71 Yrs	3.71 Yrs

### SECTOR ALLOCATION



### CURRENT STRATEGY & OUTLOOK

- Portfolios are generally fully invested, and we remain comfortable with overall positioning.
- Uncertainty continues to create select investment opportunities; prudence remains paramount as volatility is expected to continue over the near term and valuations appear full.
- With credit spreads near YTD lows, we remain mindful of downside risks; overall positioning will continue to be more defensive and selective.

1: For comparative purposes, Galliard Composite excess returns are shown gross of investment management fees and include all income, realized and unrealized gains and losses and all transactional costs. Value added before investment management fees; may not add due to rounding. See further disclosures on the following page. 2: Characteristics shown are before fees. 3: The Weighted Average Quality shown has NOT been assessed by a nationally recognized statistical rating organization. The Weighted Average Quality shown represents the individual holding's composite ratings, as rated by S&P, Moody's, and Fitch. If S&P, Moody's, and Fitch all provide a credit rating, the composite rating is the median of the three agency ratings. If only two agencies provide ratings, the composite is the more conservative rating. If only one agency provides a rating, the composite rating reflects that agency's rating. 4: Includes trading, cash flows and other residual impacts.



800 LaSalle Avenue, Suite 1400  
Minneapolis, MN 55102-2054  
[www.galliard.com](http://www.galliard.com) | 800-717-1617

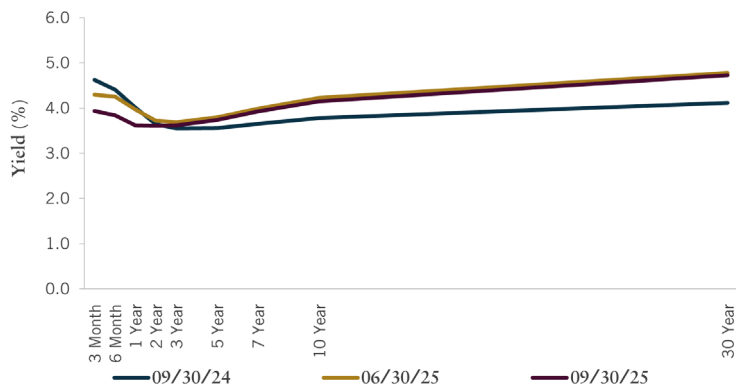
FOR INSTITUTIONAL INVESTOR USE ONLY.



## Treasury Yields Declined Modestly Across the Curve; Credit Spreads Ground Tighter

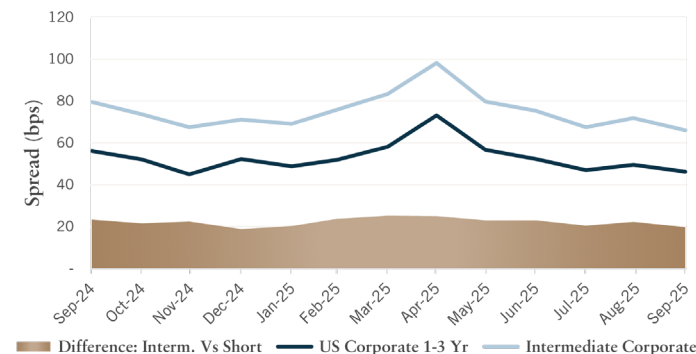
### CHANGES IN U.S. TREASURY RATES

Rates Lower Overall, with Front-End Yields Leading the Way



### CORPORATE CREDIT SPREADS

Corporate Spreads Ended the Quarter Near Multi-Year Lows



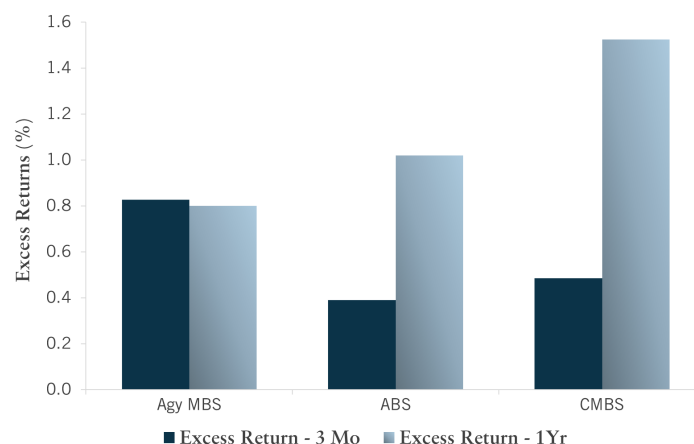
Source: Bloomberg

### QUARTERLY MARKET COMMENTARY

- Sources of uncertainty are not in short supply in 2025. The S&P 500 is at all-time high levels and the investment grade credit index spread levels are at all-time highs. Additionally, measures of interest rate volatility have plummeted since the dramatic Liberation Day spike and interest rate markets have remained remarkably stable.
- 2Q GDP growth measured 3.8% q/q annualized, following two upward revisions, on robust consumption and investment that were stronger than initially estimated. Personal consumption accelerated to 2.5% q/q annualized, up from only 0.6% in 1Q. Growth forecasts for the third quarter range from 1.2% to 2.7% q/q annualized.
- The Fed delivered a 25 bps cut at the September FOMC meeting. In the post meeting press conference, Chair Powell characterized the cut as a “risk management cut”, as the downside risk to employment has increased along with inflation risk.
- Inflation has once again started trending in the wrong direction with most measures increasing through late summer. Forecasters and central bankers have been expecting an uptick in inflation as tariffs work their way through the system. So far, this increase has not been as high as expected. The market is currently pricing in a one-time inflation adjustment attributable to tariffs followed by a return to trend.
- The labor market continues to slow, furthering a downward trend in job creation that emerged earlier this year. Despite low consumer confidence readings and elevated uncertainty, the consumer remains resilient. Manufacturing orders have been consistently contractionary for the better part of the past three years, while the ISM Services PMI remains barely expansionary.

### STRUCTURED PRODUCT

Securitized Sectors Continue to Outperform as Spreads Tighten



Source: Bloomberg

The Intermediate Government/Credit Composite (composite) consists of all fully discretionary separate accounts that do not use derivatives and are managed against the Bloomberg U.S. Intermediate Gov't/Credit Bond Index or equivalent indices. Prior to July 1, 2018, the Intermediate Government/Credit Composite was named the Intermediate Core Composite. The composite strategy focuses on risk control and adding value through security selection. Returns for periods less than one year are not annualized. Returns designated as being “before fees” include all income, realized and unrealized gains and losses, and all transactional costs. Returns designated as “after fees” are the “before fees” returns less the maximum investment management fee of 0.25% which may be charged by Galliard for management of each client's account. Prior to April 1, 2021 the maximum fee which could be charged by Galliard was 0.30%. Historical composite returns shown as after maximum fees reflect this fee reduction on the respective date. These returns may also be impacted by the effect of compounding and will be rounded to the nearest basis point. Galliard's advisory fees are disclosed in the firm's Form ADV Part 2 which is available upon request. Benchmark returns do not include potential transaction costs or management fees. For comparison purposes the benchmark is fully invested and includes the reinvestment of income. While it is believed that the benchmark used here represents an appropriate point of comparison for the composite referenced above, prospective investors should be aware that the volatility of the benchmark or index may be substantially different from that of the composite; and holdings in the composite may differ significantly from the benchmark or index if the investment guidelines and criteria are different than the composite. Past performance is not an indication of how the investment will perform in the future.

Galliard Capital Management, LLC (“Galliard”) is a registered investment adviser and a wholly-owned, independently operated subsidiary of Allspring Global Investments Holdings, LLC providing fixed income and stable value investment portfolio management for institutional clients. Galliard Capital Management claims compliance with the Global Investment Performance Standards (GIPS®). GIPS® is a registered trademark of CFA Institute. CFA Institute does not endorse or promote this organization, nor does it warrant the accuracy or quality of the content contained herein. To receive a complete list and description of Galliard composites and/or a GIPS Composite Report, please contact Galliard Client Service at 612.667.3220 or galliardclientservice@galliard.com. The information contained herein reflects the views of Galliard Capital Management, LLC and sources believed to be reliable by Galliard as of the date of publication and is not intended to be used as investment advice. The views and positions are subject to change at any time in response to changing circumstances in the market and are not intended to predict or guarantee the future performance of any individual security, market sector or the markets, in general.

© 2025 Galliard Capital Management, LLC. All rights reserved.